



Activity 3

Jerusalem by Hubert Parry

Words by William Blake (1757-1827)

<http://www.weddingguide.co.uk/articles/wordsmusic/hymns/Hymn-AndDidThoseFeetInAncientTimes.asp>
(arranged for voice and organ)


And did those feet in ancient time
Walk upon England's mountain green?
And was the holy Lamb of God
On England's pleasant pastures seen?
And did the countenance divine
Shine forth upon our clouded hills?
And was Jerusalem builded here
Among those dark satanic mills?

Bring me my bow of burning gold!
Bring me my arrows of desire!
Bring me my spear! O clouds, unfold!
Bring me my chariot of fire!
I will not cease from mental fight,
Nor shall my sword sleep in my hand,
Till we have built Jerusalem
In England's green and pleasant land.

Getting started

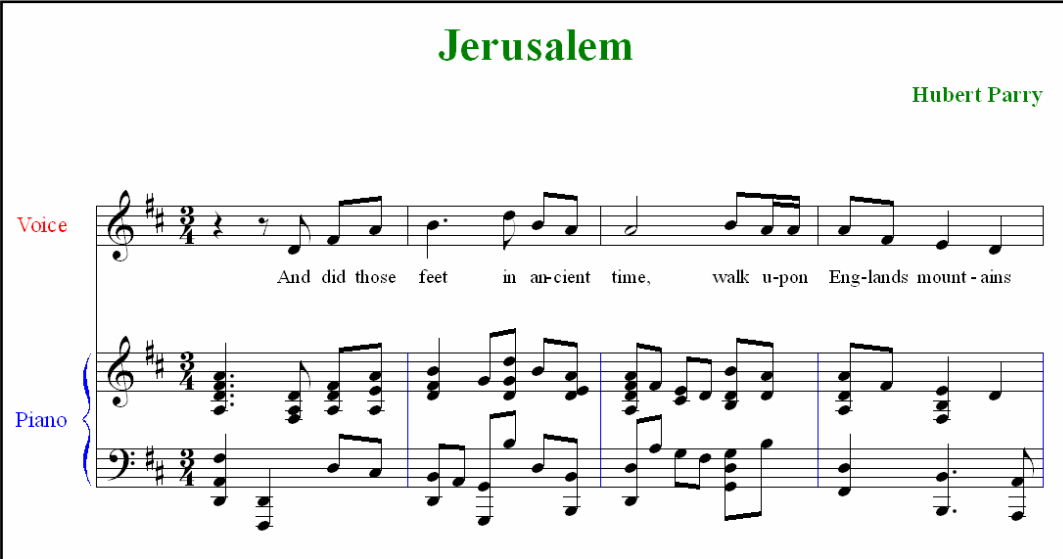
- Open the MIDI file of the hymn *Jerusalem* in *Finale 2005*.
- Add the title, composer and copyright information.
- Group the staff, add staff names and add piano brackets.
- Set the key signature.
- Add slurs, expressions and dynamics.
- Edit the notes using *Simple Entry* or *Speedy Entry*.
- Change the split point between right and left hand where necessary.

Insert the lyrics

- Select the *Lyrics* tool. 
- The *Lyrics* menu will appear. Select *Type Into Score* from the drop down menu.
- Click above the staff over the first note of the melody. A flashing cursor will appear.
- Type in the lyrics. Each time you type a space or a hyphen, *Finale* automatically moves the insertion point to the next syllable.
- If you make a mistake, just backspace over it by pressing backspace.
- To change a word you've already typed, click in the staff so that the syllable is highlighted, and then type its replacement.
- To hear the notes you're attaching lyrics to, hold down *ctrl* and the space bar and drag the cursor across the staff. *Finale* will play any note the cursor touches.
- To create more space between the vocal line and the piano, select the *Staff* tool. Select the treble and bass clef of the piano part. (Click in the little box at the top left of the piano treble clef, and then hold down the shift key while you click in the box at the top left of the bass clef. Both clefs are now selected.)
- Hold down the box next to the treble clef in the piano staff and drag the whole staff down.

Jerusalem

Hubert Parry



Voice

And did those feet in an-cient time, walk u-pon Eng-lands mount-ains

Piano

- To return to editing lyrics, remember to select the *Lyric* tool.

Copy and insert bars to create an introduction

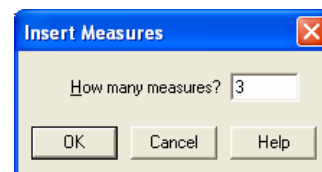
- To create an introduction for this arrangement, first select *Scroll View* from the *View* menu.
- Go to the *Edit* menu and check *Select Partial Measures*.

- Next select the *Measure* tool.



- Drag-enclose the first bar of the piece, then select *Insert* from the *Measure* menu.

- Enter 3 next to *How many measures?* In the *Insert Measures* dialogue box and click OK. Three empty bars will now be inserted at the beginning of the music.



- Next select the *Mass Edit* tool



- Drag-enclose the region to be copied, bars 20 - 22. It will be highlighted in black.

- Press *ctrl+c* or *Copy* from the *Edit* menu to copy the area and then scroll back to the 3 empty bars at the beginning of the music.



- Highlight the *first beat only* of bar one then select *Copy* from the *Edit* menu.

- From the *Options* menu choose *Pickup Measure*.

- Select *quaver* in the *Pickup Measure* dialogue box and click OK.

- Press *ctrl+A* to select the whole piece of music. It will be highlighted black.

- Go to the *Mass Edit* menu and select *Music Spacing* and then *Apply Note Spacing*. The space between the time signature and the anacrusis in bar 1 will now disappear.

- Insert a new staff (*New Staves with Setup Wizard* in the *Staff* menu) and create a trumpet obbligato.

- Format and print the score.